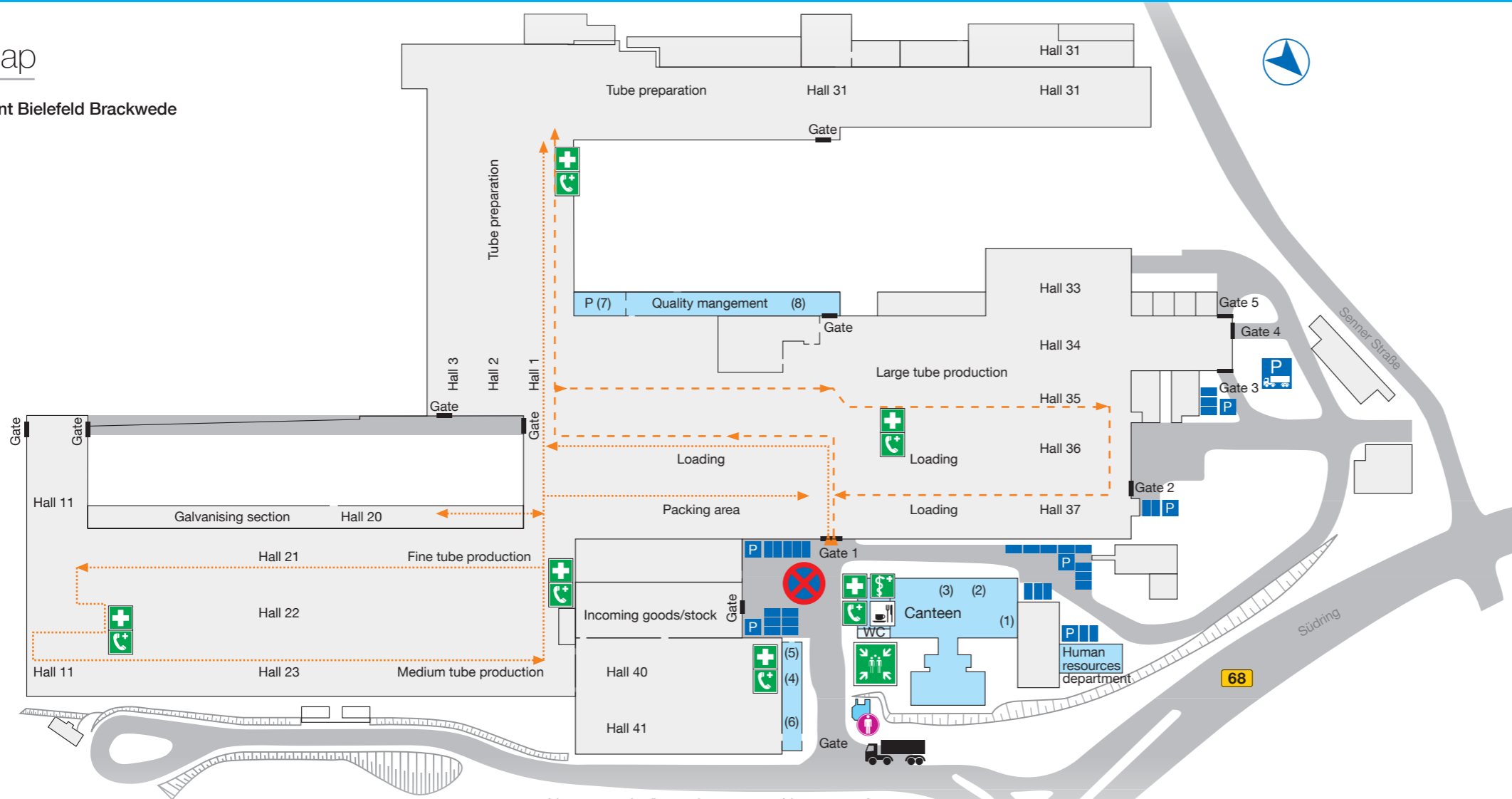


Map


Plant Bielefeld Brackwede



Information for visitors

 Plant Bielefeld Brackwede

- (1) Mannesmann conference room
- (2) Salzgitter conference room
- (3) Kammerich conference room
- (4) Conference room 106
- (5) Conference room 107
- (6) Conference room 201
- (7) Production planning department conference room
- (8) Quality department conference room

-  Visitor route for fine and medium tube production
-  Visitor route for large tube production
-  Assembly point
-  First aid station
-  Emergency telephone
-  Car parks
-  Medical centre
-  Gate-keeper
-  Delivery registration
-  Canteen

Mannesmann Precision Tubes GmbH
 Plant Bielefeld Brackwede
 Südring 90
 33647 Bielefeld (Brackwede), Germany
 Tel. +49 521 9404-0
 Fax. +49 521 9404-243
 Internet: www.mannesmann-precision-tubes.com

 **MANNESMANN. Das Rohr.**
www.mannesmann.de






 **MANNESMANN
 PRECISION TUBES**
 A Member of the Salzgitter Group












Welcome to the Bielefeld Brackwede mill of Salzgitter Mannesmann Precision GmbH. The safety and good health of all of those working in our mill, our business partners, visitors, and external contractors is a matter of utmost importance to us. To ensure that we reach this target we would like to inform you about our safety rules and regulations. We wish you a safe and successful visit to our works.

The Management








Safety rules and regulations (1 to 16)

The following rules and regulations apply for the whole operational site of Salzgitter Mannesmann Precision GmbH in Bielefeld Brackwede.

-  1. All visitors, apart from mill employees and those persons with entry permits, must register with the gate-keeper before entering the site.
-  2. German road traffic law (StVO) applies throughout the site. The maximum speed is 20 kilometres per hour. Drivers must maintain walking pace in junction areas and the areas around entrances of all types.
-  3. Access, emergency and rescue routes are to be kept free of obstruction at all times. Parking is only permitted in signposted areas.
-  4. Access to fire fighting and rescue equipment must be maintained at all times.
-  5. Warning, prohibition and instruction signs are to be obeyed without exception. The overview overleaf shows the signs most commonly used in the mill, together with their meanings.

-  6. Video-filming and photography are prohibited.
-  7. Entry to the mill site whilst under the influence of alcohol or drugs, together with the consumption of alcohol or drugs whilst on the premises, is strictly prohibited.
-  8. Always make use of the handrail when using the stairs.
-  9. Visitors to the production areas must wear sturdy shoes.
-  10. Access routes and pedestrian routes on site must be used at all times. Only trained staff may access the railway siding area.
-  11. The possession of all types of weapons is prohibited.
-  12. Visitors must keep a safe distance from moving items and machinery. Visitors must not stand or walk under suspended loads.
-  13. The manipulation or deactivation of protective fittings is prohibited.
-  14. Employees of external contract companies may only complete their work following instruction and maintenance of those safety rules and regulations required for the job in hand.
-  15. When the emergency siren sounds, leave the premises or the production area using the emergency routes and emergency exits. Proceed directly to the assembly point, warning other persons who might be in danger and giving assistance where required.
-  16. Every employee is obliged to point out to the relevant person if their behaviour is not consistent with company safety policy.

-  Safety helmets must be worn at all times in the designated area.
-  Appropriate hearing protection must be used in the designated area.
-  Appropriate eye protection equipment must be used in the designated area.
-  Pedestrians may not use hall entrances and thoroughfares which are indicated by this safety sign.
-  This designated area is closed to unauthorised persons.
-  No source of ignition may be brought into, or produced in the designated area. No work which might produce sparks may be carried out in this area.
-  Persons with a pacemaker may not approach equipment bearing this safety sign.
-  The suspended load warning is to be observed. Standing under a suspended load (e.g. a bundle of tubes or a lifting beam) is prohibited.

-  In case of emergency the materials from the first aid station ensure the initial care of injured persons.
-  In case of emergency (e.g. acid splashes into the eyes) the eye washing equipment is to be used until a noticeable reduction of the burning sensation is felt. The injured person should then consult an ophthalmologist without delay.
-  In an emergency (e.g. fire or accident) the telephone may be used. Next to each telephone there is an alarm plan with rules of conduct and important telephone numbers.
-  In an emergency (e.g. evacuation of a building) all persons who are in the emergency area must proceed immediately to the assembly point next to the gatehouse.
-  In an emergency (e.g. fire or explosions) the designated emergency escape route is to be used, following the direction of the arrows.
-  The fire alarm may only be activated in case of emergency (e.g. fire or explosion). When the alarm is activated, the fire brigade is informed directly and the emergency siren is set off. Fire alarms are located at all emergency exits, which lead outside.
-  This sign shows the location of a fire extinguisher. When a fire extinguisher is used, all those persons in the danger area must be warned or evacuated from the area.

Important telephone numbers

Gate-keeper:	9
Medic:	280
Emergency number:	112 or 0521/9404-112